

# STEEL CABINET

Kolling manufactures a wide range of steel cabinet for installation of fire hose reel, extinguisher, hose, and hydrant valve and safety equipment.

## GENERAL SPECIFICATIONS

Material: Mild Steel, Stainless Steel and GRP

Lock: Camlock, Spring Lock with key or latch without key, cabinet with break glass is provided with key.

\*Cabinet of other design and dimension are available to customer requirement.

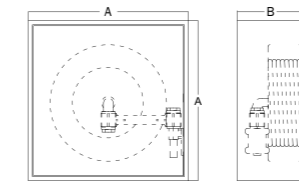
## HOSE REEL CABINET

### GENERAL SPECIFICATIONS

Material: 0.9mm Mild Steel

Finishing: EPE Powder Coating Red

Model	Dimension A (mm)	Dimension B (Depth)
C305-536-S25-350	790	350



## DOOR MOUNTED FIXED TYPE CABINET

### GENERAL SPECIFICATIONS

Material : 1.5mm Mild Steel, Stainless Steel

Type : 1" (25mm) or 3/4" (19mm) Manual or Automatic Fixed Hose Reel

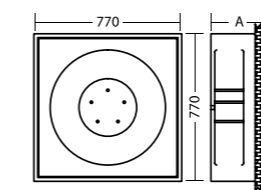
Overall Dimension : 770mm (W) x 770 (H) x Dimension A (Depth)

Finishing : Red EPE Powder Coated

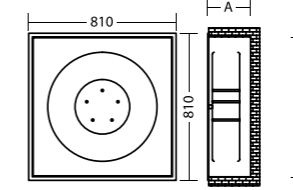


Model	Dimension A (mm)	Type
C301-505-S25-360	360	Recessed
C301-524-S19-230	230	Recessed
C301-522-S25-230	230	Recessed
C302-526-S25-230	230	Surface/Wall Mounted
C302-525-S19-230	230	Surface/Wall Mounted
C302-525-S19-250	250	Surface/Wall Mounted

Surface/ Wall Mounted



Recessed Mounted



## RECESSED HOSE REEL CABINET

### GENERAL SPECIFICATIONS

Material : 1.2mm Mild Steel/Stainless Steel

Type : 1" (25mm) or 3/4" (19mm) Manual or Automatic Swing Hose Reel

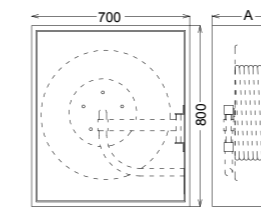
Overall Dimension : 700mm (W) x 800mm (H) x Dimension A (Depth)

Finishing : Red EPE Powder Coated

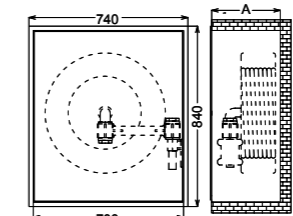


Model	Dimension A (mm)	Type
C303-521-S25-400	400	Recessed
C303-523-S19-340	340	Recessed
C303-533-S25-340	340	Recessed
C304-523-S25-400	400	Surface/Wall Mounted
C304-533-S19-320	320	Surface/Wall Mounted
C304-533-S25-340	340	Surface/Wall Mounted

Surface/ Wall Mounted



Recessed Mounted



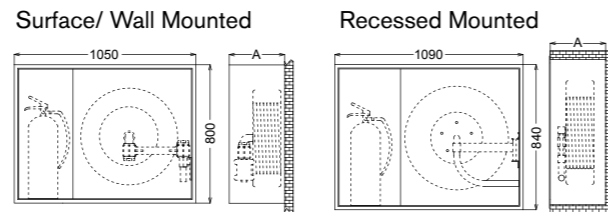
## RECESSED HOSE REEL CABINET WITH EXTINGUISHER

### GENERAL SPECIFICATIONS

Material : 1.2mm Mild Steel/Stainless Steel  
 Type : 1" (25mm) or 3/4" (19mm) Manual or Automatic Swing Hose Reel & 1 no. 9Kg Fire Extinguisher  
 Overall Dimension : 1050mm (W) x 800mm (H) x Dimension A (Depth)  
 Finishing : Red EPE Powder Coated



Model	Dimension A (mm)	Type
C306-521-S25-400	400	Recessed
C306-523-S19-340	340	Recessed
C306-533-S19-320	320	Recessed
C307-523-S25-400	400	Surface/Wall Mounted
C307-533-S19-320	320	Surface/Wall Mounted
C307-533-S25-340	340	Surface/Wall Mounted



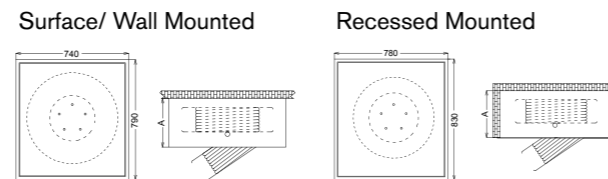
## PIVOT TYPE HOSE REEL CABINET

### GENERAL SPECIFICATIONS

Material : 1.5mm Mild Steel / Stainless Steel  
 Type : 1" (25mm) or 3/4" (19mm) Manual or Automatic Fixed Hose Reel  
 Overall Dimension : 740mm (W) x 790mm (H) x Dimension A (Depth)  
 Finishing : Red EPE Powder Coated



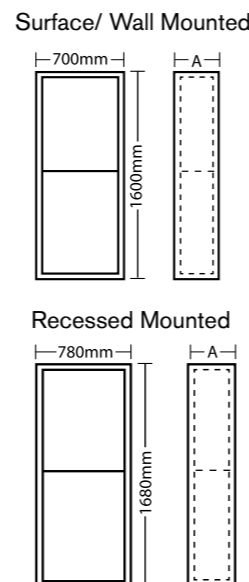
Model	Dimension A (mm)	Type
C308-525-S25-420	420	Recessed
C308-517-S25-450	450	Recessed
C309-501-S25-420	420	Surface/Wall Mounted
C309-524-S25-450	450	Surface/Wall Mounted



## DOUBLE COMPARTMENT CABINET

### GENERAL SPECIFICATIONS

Material : 1.2mm Mild Steel / Stainless Steel  
 Capacity : 1" (25mm) or 3/4" (19mm) Manual or Automatic Swing Hose Reel and 2 Nos Fire Extinguisher.  
 Overall Dimension : 1600mm(H) x 700mm(W) x Dimension A (Depth)  
 Finishing : Red EPE Powder Coated



Model	Dimension A (mm)	Type
C310-501-S25-400	400	Recessed
C310-537-S25-360	360	Recessed
C310-533-S25-320	320	Recessed
C311-536-S19-300	300	Surface/Wall Mounted
C311-523-S25-400	400	Surface/Wall Mounted
C311-523-S19-320	320	Surface/Wall Mounted

## WET & DRY RISER BOX

### GENERAL SPECIFICATIONS

Material : Mild Steel/Stainless Steel/Fibreglass Reinforce Plastic  
 Glass : Wire Mesh/Clear Glass  
 Installation : Recess Mounted  
 Finishing : Red Epoxy Powder Coated



Model	Description	Material	Dimension
DC709	2 way breaching inlet cabinet	0.9mm Mild Steel	595mm(W)X395mm(H)X295mm(D)
DC710	4 way breaching inlet cabinet	0.9mm Mild Steel	595mm(W)X595mm(H)X295mm(D)
DC713	Landing valve cabinet	1.2mm Mild Steel	395mm(W)X595mm(H)X295mm(D)
DC714	Self-regulating valve cabinet	1.2mm Mild Steel	455mm(W)X750mm(H)X307mm(D)

## HOSE CABINET

### GENERAL SPECIFICATIONS

Material : Mild Steel/Stainless Steel/ Fibreglass Reinforce Plastic  
 Glass : Wire Mesh/Clear Glass  
 Finishing : Red Epoxy Powder Coated



Model	Description	Material	Dimension	Type	Capacity
ME606	Hose Cabinet	0.9mm Mild Steel	560mm(W)X1165mm(H) X325mm(D)	Single Door Self Standing	2 X 1 1/2" or 2 1/2" 30m Hose, 1 X Nozzle
ME606 (A)	Hose Cabinet	1.2mm Mild Steel	560mm(W)X610mm(H) X325mm(D)	Single Door Wall Mounted	2 X 1 1/2" or 2 1/2" 30m Hose, 1 X Nozzle
ME606 (B)	Hose Cradle Cabinet	1.2mm Mild Steel	800mm(W)X1000mm(H) X300mm(D)	Single Door Wall Mounted	1 X Landing Valve, 1 X Hose Cradle, 1 X 1 1/2" or 2 1/2" 30m Hose
ME606 (C)	Hose Rack Cabinet	1.2mm Mild Steel	900mm(W)X1000mm(H) X300mm(D)	Single Door Wall Mounted	1 X 1 1/2" or 2 1/2" Hose Rack Assembly
ME606 (D)	Hose Cabinet	1.5mm Mild Steel	900mm(W)X1500mm(H) X400mm(D)	Double Door Self Standing	4 X 1 1/2" or 2 1/2" 30m Hose, 2 X Nozzle, 2 X Coupling Opener
ME606 (E)	Hose Cabinet	1.5mm Mild Steel	1000mm(W)X1500mm(H) X630mm(D)	Double Door Self Standing	4 X 1 1/2" or 2 1/2" 30m Hose, 2 X Nozzle, 2 X Coupling Opener, 4 X 20L Foam Container

## FIRE EXTINGUISHER CABINET

### GENERAL SPECIFICATIONS

Material : Mild Steel/Stainless Steel/Fibreglass Reinforce Plastic  
 Installation : Wall Mounted / Self Standing  
 Glass : Wire Mesh/Clear Glass  
 Finishing : Red Epoxy Powder Coated



Model	Material	Dimension	Capacity
ME621 WM	0.9mm Mild Steel	280mm(W)X790mm(H)X280mm(D)	1 X 9Kg Fire Extinguisher
ME621 WM (A)	0.9mm Mild Steel	280mm(W)X560mm(H)X280mm(D)	1 X 6kg Fire Extinguisher
ME621 WM (B)	0.9mm Mild Steel	225mm(W)X560mm(H)X150mm(D)	1 X 2kg Fire Extinguisher
ME606 FS	1.5mm Mild Steel	560mm(W)X1000mm(H)X280mm(D)	2 X 9KG Fire Extinguisher